

FOLLOWING THE LEADER JUST GOT EASIER. AND MORE AFFORDABLE.

INTRODUCING THE ENTRY-LEVEL EZ-GUIDE 250 LIGHTBAR

Trimble, the proven leader in GPS guidance technology, is proud to offer the new EZ-Guide® 250 lightbar. With common-sense interface and a color screen, the EZ-Guide 250 is easy to operate right out of the box. Plus, you can upgrade to the EZ-Steer® 500 assisted steering system, delivering a total package priced far less than the competition.

EZ-GUIDE 250

4.3" COLOR DISPLAY

A color screen allows you to see at a glance where you are, where you've been and what you have been doing.

GUIDANCE LEDS

15 bright LEDs give you quick on-line visual feedback to keep you on track.

New! FEATURE MAPPING

Point, line, and area feature mapping allows mapping of in-field hazards.



USB

Transfer your day's coverage maps to your computer using a USB flash drive and easily print out coverage reports.



BUILT-IN GPS RECEIVER

Provides submeter DGPS accuracy with included low-profile patch antenna, or 6" – 8" pass-to-pass accuracy with optional AG15 antenna. Optimized guidance accuracy with Transcend™ positioning technology for use in any part of the world.

Submeter pass-to-pass accuracy:



North America



Europe



Japan

FREEFORM GUIDANCE PATTERN

The ultimate in guidance flexibility. Allows you to work in different patterns and shapes that best fit the layout and contours of your field. Just drive; FreeForm™ will automatically detect the nearest driven swath and guide you right beside it.



Trimble Agriculture. The line everyone follows.

FOLLOWING THE LEADER JUST GOT EASIER. AND MORE AFFORDABLE.



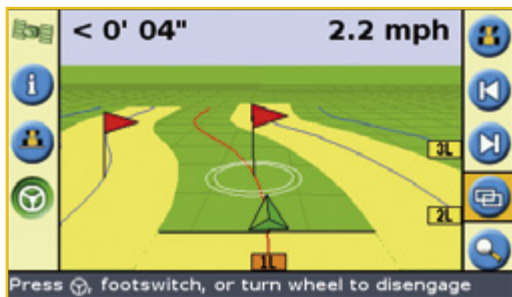
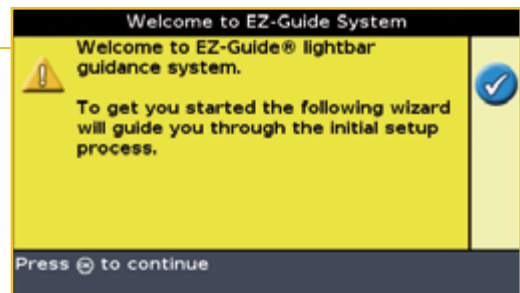
ADDITIONAL ADVANTAGES

- ✓ Add EZ-Steer® 500 for hands-free assisted steering.
- ✓ Upgrade to 6" – 8" pass-to-pass accuracy by purchasing the AG15 antenna kit.
- ✓ Optional cabling available for radar speed and NMEA output.
- ✓ Mounts using a simple-to-install RAM mount.
- ✓ Rugged cast aluminum housing for reliable operation and durability.
- ✓ Automatically locate stored fields as you drive near them with Trimble FieldFinder technology.
- ✓ Switch to NightMode for better visibility at night.
- ✓ Languages available: English, Spanish, Portuguese, German, and many more.



SIMPLE OPERATION

- ✓ On-screen wizards get you up and running quickly!
- ✓ The Startup Wizard removes any guesswork by allowing you to input all the information required to start guidance with a quick and easy, step-by-step process.
- ✓ Other wizards help set up EZ-Steer calibration, GPS corrections, and new field pattern selections, including: straight, curve, headland, pivot, and the new FreeForm pattern.

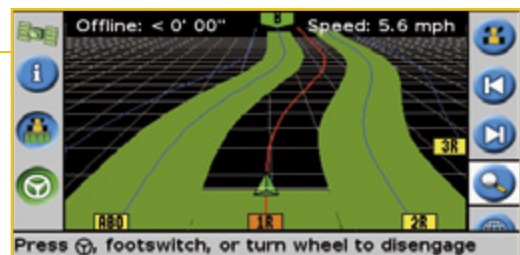


MAPPING

- ✓ **New!** Record the location of obstacles and hazards with point, line, and area feature mapping.
- ✓ The Overhead view shows where you are and where you have been.
- ✓ For a different point of view, see the Perspective view (shown below).
- ✓ Insert a USB stick and easily transfer your coverage maps to your PC for printing.

OTHER FEATURES

- ✓ Switch to NightMode for better visibility at night.
- ✓ One-touch function buttons give you quick help and extra how-to information any time.



www.trimble.com

© 2008-2009, Trimble Navigation Limited. All rights reserved. Trimble, the Globe & Triangle logo, AgGPS, EZ-Guide, and EZ-Steer are trademarks of Trimble Navigation Limited, registered in the United States and in other countries. FreeForm and Transcend are trademarks of Trimble Navigation Limited. All other trademarks are the property of their respective owners. PN 022503-433A (01/09)

Trimble Agriculture Division
10355 Westmoor Drive, Suite 100
Westminster, CO 80021 USA
+1-913-495-2700 Phone
+1-800-865-7438 Phone (US Toll Free)

